

# CURRICULUM PROGRAMS ACADEMIC YEAR 2024-2025

AVERAGE  
STUDENT TO  
FACULTY RATIO

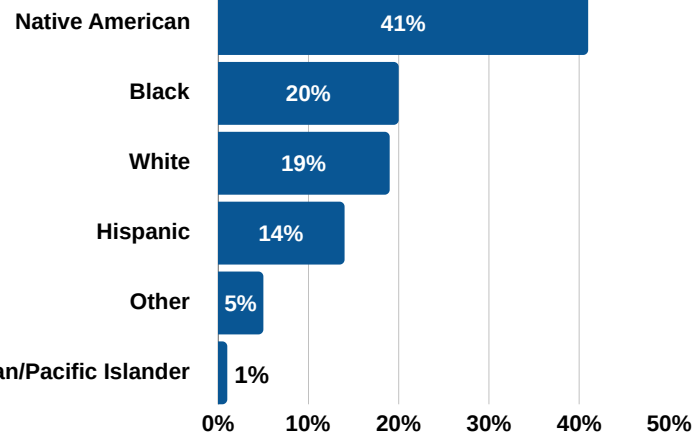
13:1

## MINORITY SERVING INSTITUTION

ENROLLMENT

3080

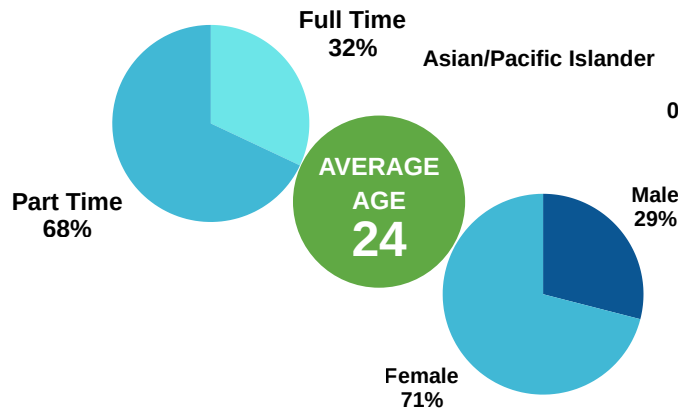
### Curriculum Student Ethnicity



## 28 NC COUNTIES SERVED

ALAMANCE  
BLADEN  
BRUNSWICK  
CABARRUS  
COLUMBUS  
CUMBERLAND  
DAVIDSON  
DUPLIN  
DURHAM  
FRANKLIN  
GUILFORD  
HARNETT  
HOKE  
JOHNSTON  
LEE  
MECKLENBURG

NEW HANOVER  
ONslow  
ORANGE  
PITT  
RICHMOND  
ROBESON  
ROCKINGHAM  
SAMPSON  
SCOTLAND  
UNION  
WAKE  
WILSON



# CONTINUING EDUCATION ACADEMIC YEAR 2024-2025

## 79 NC COUNTIES SERVED

ALAMANCE  
ALEXANDER  
ANSON  
AVERY  
BEAUFORT  
BLADEN  
BRUNSWICK  
BUNCOMBE  
BURKE  
CABARRUS  
CALDWELL  
CARTERET  
CASWELL  
CATAWBA  
CHATHAM  
CHEROKEE  
CHOWAN  
CLAY  
CLEVELAND  
COLUMBUS  
CRAVEN  
CUMBERLAND  
CURRITUCK

DAVIDSON  
DUPLIN  
DURHAM  
EDGEcombe  
FORSYTH  
FRANKLIN  
GASTON  
GATES  
GRANVILLE  
GUILFORD  
HALIFAX  
HARNETT  
HAYWOOD  
HENDERSON  
HOKE  
IREDELL  
JOHNSTON  
LEE  
LENOIR  
LINCOLN  
MACON  
MARTIN  
MCDOWELL

MECKLENBURG  
MITCHELL  
MONTGOMERY  
MOORE  
NASH  
NEW HANOVER  
ONslow  
ORANGE  
PAMLICO  
PASQUOTANK  
PENDER  
PERSON  
PITT  
RANDOLPH  
RICHMOND  
ROBESON  
ROCKINGHAM  
ROWAN  
RUTHERFORD  
SAMPSON  
SCOTLAND  
STANLY  
STOKES

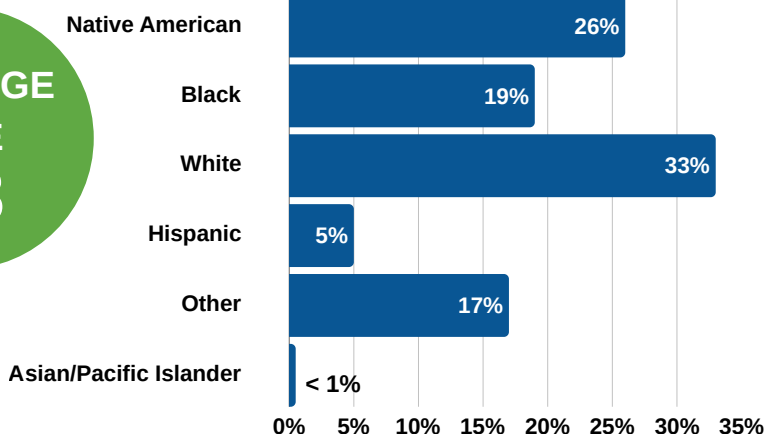
SURRY  
TRANSYLVANIA  
UNION  
VANCE  
WAKE  
WATAUGA  
WAYNE  
WILKES  
WILSON  
YADKIN

Female 50%

Male 50%

ENROLLMENT  
7086

### Continuing Education Student Ethnicity



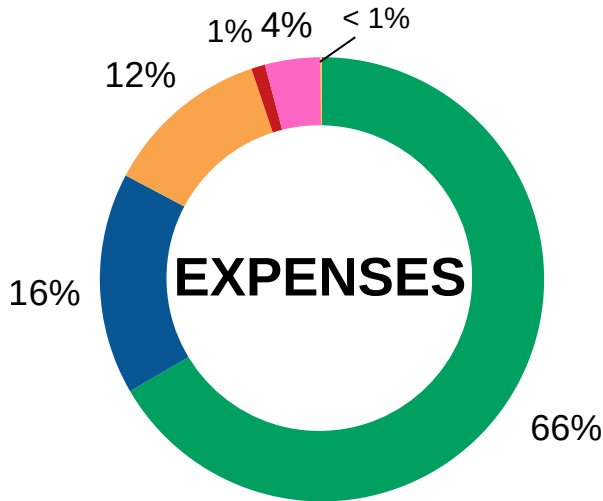
## 20 STATES SERVED

ALABAMA  
CONNECTICUT  
DISTRICT OF COLUMBIA  
FLORIDA  
GEORGIA  
KANSAS  
KENTUCKY  
MASSACHUSETTS  
MARYLAND  
MISSOURI

MISSISSIPPI  
NORTH CAROLINA  
NEW MEXICO  
NEW YORK  
PENNSYLVANIA  
SOUTH CAROLINA  
TENNESSEE  
TEXAS  
UTAH  
VIRGINIA

AVERAGE  
AGE  
38

# 2024-2025 FINANCE REPORT

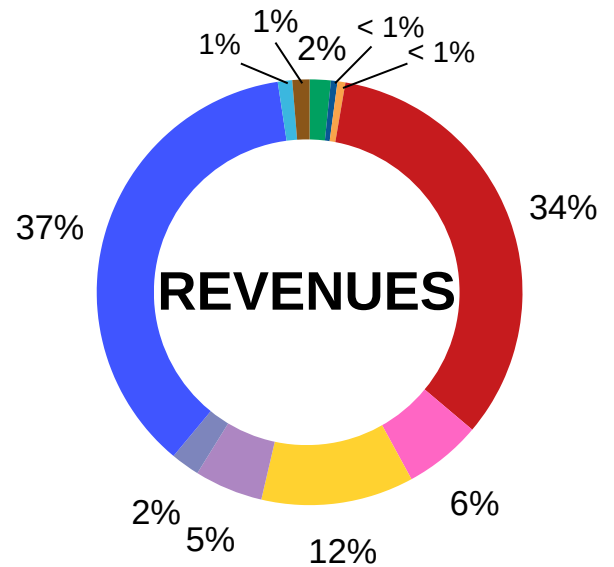


|                             |                 |
|-----------------------------|-----------------|
| SALARIES AND BENEFITS       | \$28,325,859.51 |
| SUPPLIES AND SERVICES       | \$6,978,166.51  |
| SCHOLARSHIPS & FELLOWSHIPS  | \$5,376,026.90  |
| UTILITIES                   | \$619,052.46    |
| DEPRECIATION/AMORTIZATION   | \$1,896,166.69  |
| OTHER NONOPERATING EXPENSES | \$63,152.50     |

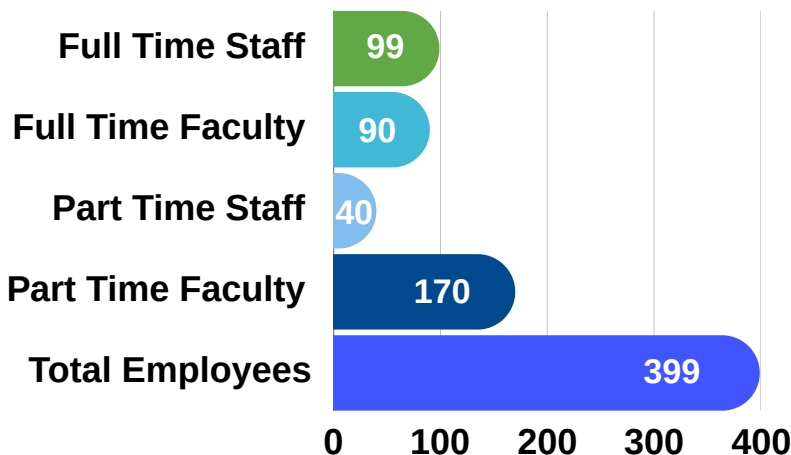
**TOTAL EXPENSES - \$43,258,424.57**

|                               |                 |
|-------------------------------|-----------------|
| STUDENT TUITION AND FEES, NET | \$1,012,890.03  |
| SALES AND SERVICES, NET       | \$305,416.14    |
| OTHER OPERATING REVENUES      | \$400,930.11    |
| STATE AID                     | \$21,468,254.94 |
| COUNTY APPROPRIATIONS         | \$3,750,000.00  |
| STUDENT FINANCIAL AID         | \$7,406,715.16  |
| NONCAPITAL CONTRIBUTIONS, NET | \$3,332,724.90  |
| INVESTMENT INCOME             | \$1,415,363.95  |
| STATE CAPITAL AID             | \$23,453,983.98 |
| COUNTY CAPITAL AID            | \$732,500.00    |
| CAPITAL CONTRIBUTIONS, NET    | \$811,463.82    |

**TOTAL REVENUES - \$64,090,243.03**



## EMPLOYEE DATA



**DATA BASED ON DECEMBER 2024 PAYROLL**

## MISSION STATEMENT

Robeson Community College ignites a vibrant learning environment where academic, technical, and real-world experiences intersect and creates a culture of success driven by relentless inquiry, tangible results, and a profound commitment to excellence.

## ACCREDITATION STATEMENT

Robeson Community College is accredited by the Southern Association of Colleges and Schools Commission on Colleges to award associate degrees, diplomas, and certificates.

# FROM SETBACKS TO SUCCESS: ONE GRADUATES POWERFUL PATH TO THE CLASS OF 2025

Erica McMillan, a lifelong resident of Robeson County, walked across the stage with a well-earned degree in Criminal Justice, an achievement that seemed almost out of reach at several points in her journey. "RCC initially appealed to me because of its location, but it quickly became much more than a convenient option," says McMillan. "When I saw that it offered the Criminal Justice program, I knew it was the perfect fit."

Inspired by her husband's career in law enforcement, Erica pursued her studies with the goal of becoming a juvenile detective, determined to guide at-risk youth toward brighter futures. But she faced numerous hardships throughout her academic journey. Erica faced a series of daunting medical challenges, including a kidney transplant and a battle with kidney cancer that forced her to withdraw from classes multiple times. Despite these setbacks, Erica never gave up. She credits her faith, her family, and a strong network of support at RCC for helping her persevere.



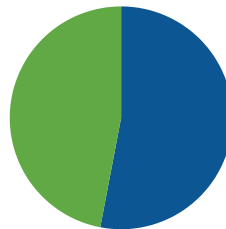
There were moments in Erica's journey when the obstacles felt too big and the path too uncertain. "My advisor, Dr. Dionne Pursley, constantly reminded me that I was closer to the finish line than I thought. My lead instructor, Mrs. Heather Monteiro, showed me compassion and flexibility during a very difficult semester," she says. "They never gave up on me, even when I felt like giving up on myself."

Her advice to current and future RCC students, "Never give up, even when things get hard. Use the resources RCC provides, ask for help, and know that it's never too late to start or to start over."

## ADULT EDUCATION ACADEMIC YEAR 2024-2025

AVERAGE  
AGE  
**31**

**Female  
47%**



**Male  
53%**

ENROLLMENT  
**895**

### COUNTIES SERVED

ROBESON  
COLUMBUS  
CUMBERLAND  
HOKE  
MOORE  
SCOTLAND

American Indian or Alaskan Native

Black

White

Hispanic

Multiple

Asian

Hawaiian/Pacific Islander

### Adult Education Student Ethnicity

