






NCCCS Performance Measures Summary

	2013	2014	2015
A. Basic Skills Progress	35.1%	41.8%	45.3%
B. GED Pass Rate	80.6%	95.7%	94.6%
C. Developmental English Subsequent Success	52.9%	53.3%	51.0%
D. Developmental Math Subsequent Success	56.3%	51.2%	54.4%
E. Year One Progress	49.0%	47.3%	39.2%
F. Curriculum Completion Rate	37.8%	38.6%	34.9%
G. Licensure Passing Rate	77.9%	89.7%	82.1%
H. Transfer Performance	71.0%	86.4%	94.2%

- Met or Exceeded Goal 
- Below Goal, Above College Average 
- Below College Average, Below Baseline 
- Below Baseline 